

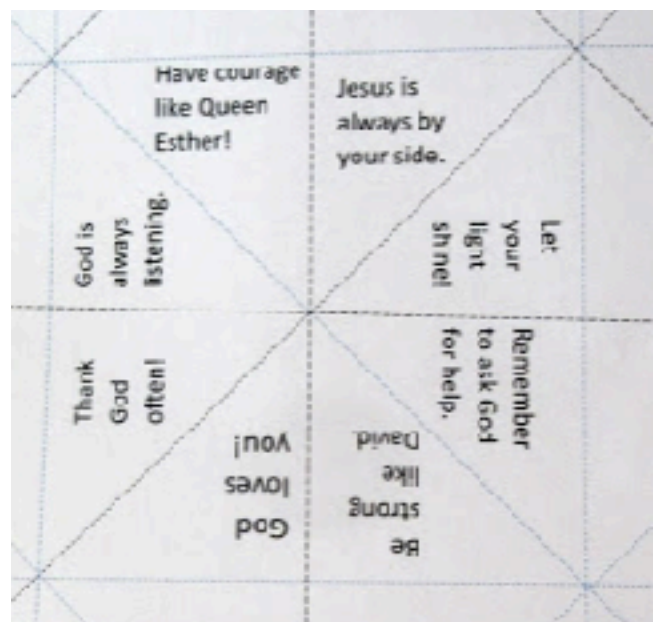
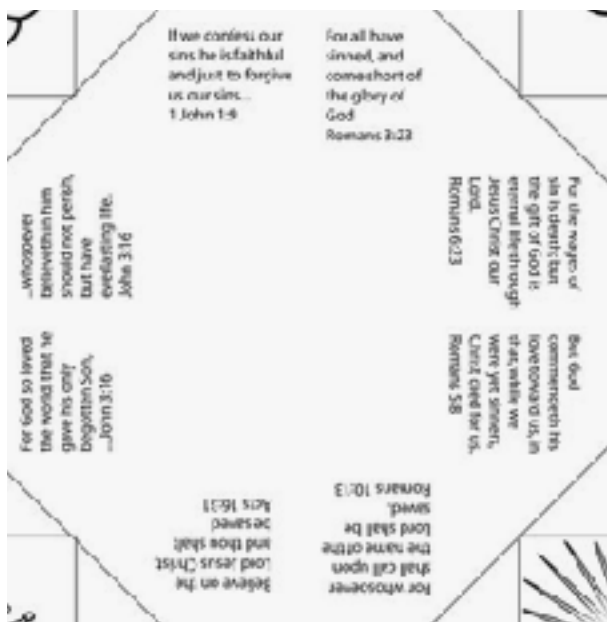
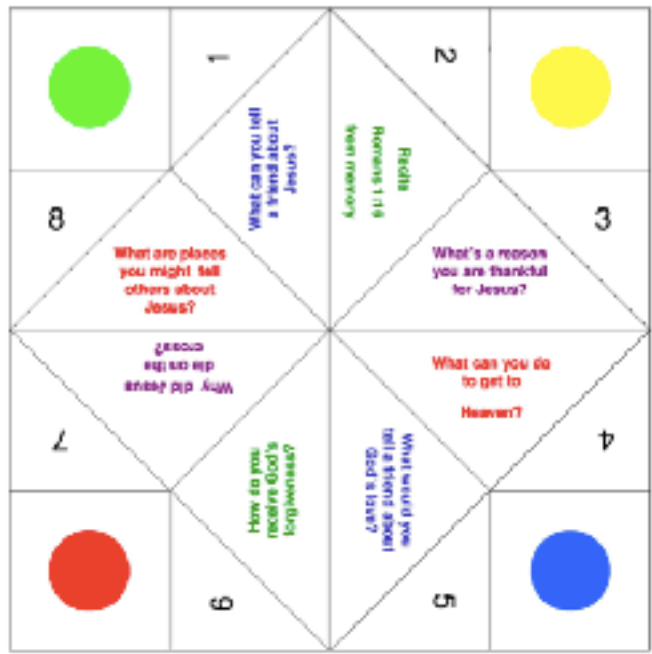
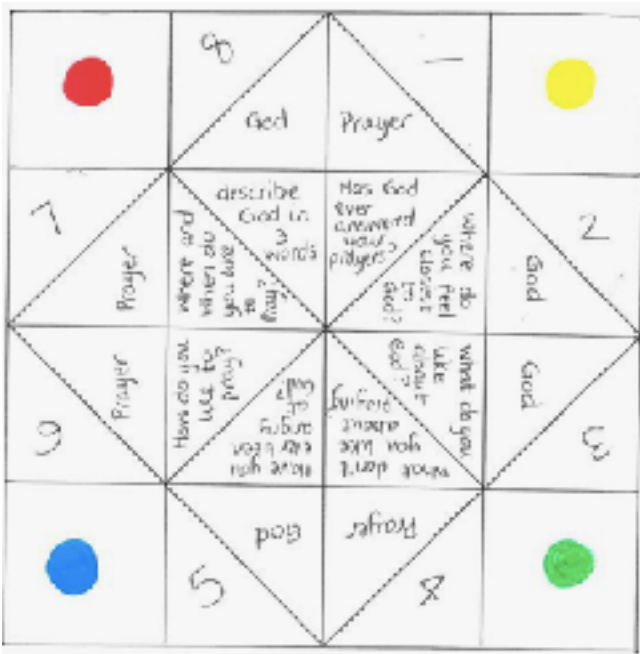
Activity for 26th April - Cootie Catcher! (taken from several websites)

Materials

Scissors, Pen, A4 page

Method

1. Use an A4 sheet and follow the folding instructions on the following page. You can easily find video instructions online.
2. Once cut and folded, put a colour on each of the far corners (or outside squares). Any numbers on each of the inside flaps (8 numbers). Write an encouragement or question on the 8 inside spaces related to Judges. Examples following
3. Allow someone to choose which colour/number - squeezing and pulling the cootie catcher for each number or colour spelled out.





1 TAKE A SHEET OF PAPER



2 FOLD CORNER TILL IT MEETS THE OTHER SIDE



3 FOLD OTHER CORNER AND CUT OFF THE TOP



4 UNFOLD THE PAPER



5 FOLD THE CORNERS SO THAT THE POINTS MEET



6 YOUR RESULT - FLIP IT OVER



7 IT SHOULD LOOK LIKE THIS NOW



8 FOLD THE CORNERS SO THAT THE POINTS MEET



9 IT SHOULD LOOK LIKE THIS NOW



10 FOLD IT AND WORK YOUR FINGERS INTO IT



11 WORK THE CREASES TO THE FORM OF FOUR POINTS

